



MAKE YOUR OWN PAPER FORTUNE TELLER



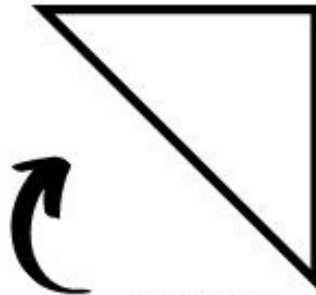
How To Fold A Cootie Catcher

1




Cut out square & flip it so the side with writing and pictures is face down...

2



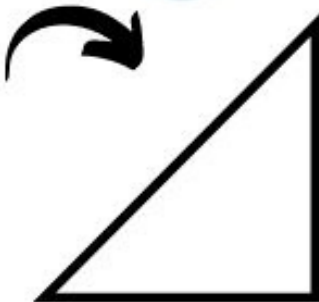
And fold

3



Unfold

4




Fold

5



Unfold

6



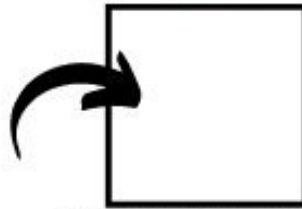
Fold all 4 corners...

7



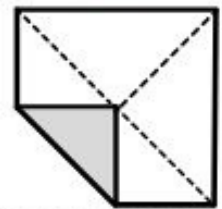
Into the center

8



Flip entire square over

9



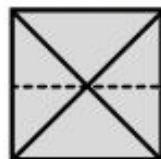
Fold all 4 corners...

10



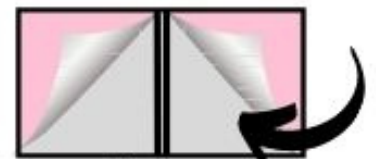
Into the center

11



Fold in half

12



Insert fingers into flaps & have fun!